



ELTHORNE PARK
— HIGH SCHOOL —



Guidance for Students and Parents

Face Masks

November - after the half term break

- **The following slides contain updated guidance for students on the wearing of face masks.**
- **The school's revised policy will come into effect from Monday 2nd November - after the half term break.**




Where must face masks must be worn in school?

When moving between lessons

When moving across the site and to and from break and lunchtime

In communal areas such as corridors, stairwells, halls, queues, toilets and offices

Areas where social distancing (2m+) can not be maintained





Areas where face masks are not required?


In subject lessons

Students may however wear a mask if they chose to do so.

**When eating food in the canteen,
cafes or external benches**

**In playgrounds ONLY if 2m+
social distancing can be achieved**

Walking to and from school





Exemption from wearing a face mask

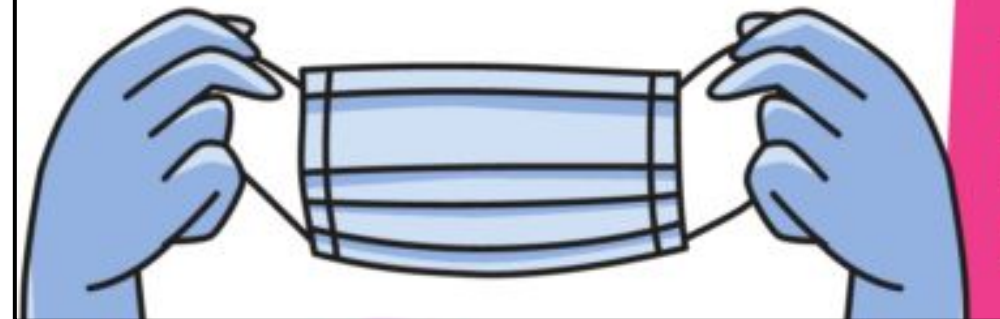
Students with medical conditions

Students with anxiety

We ask that parents contact their child's Year Leader to request a face mask exemption pass if the above conditions apply.

A pass will then be issued by your child's Year Leader

**Face Covering
Exemption:
Not Everyone
Can Wear
One**





Face masks must be worn on public transport

Avoid public transport where possible

Walk or cycle to school

If using public transport you must wear a face mask





START of Lesson - Face Mask Routine

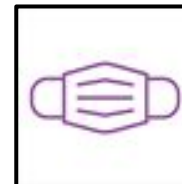
Sanitise your hand as you enter the classroom




Stand behind your chair



**Take off your face covering,
place in in a sealed plastic bag in your pocket.**



**Sit down, take out your equipment &
begin your starter activity**



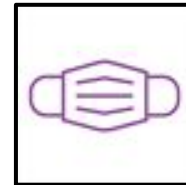


END of Lesson - Face Mask Routine

Stand behind your chair



**Put on your face covering.
Keep your mask on until you arrive at your next lesson.**



**Leave the classroom when dismissed - one at a time
maintaining 1m+ social distancing**



Sanitise your hand as you leave the classroom



How to safely use a face mask

Remove your mask from behind - do not touch the front or side

Do not touch your face or mask while in use

Dispose of your mask safely in a sealed plastic bag

Frequently wash reusable masks



Proper use of face masks is key for their effectiveness and safety!



Make sure the face mask completely covers your face from the bridge of your nose down to your chin.



When taking off your face mask, remove it from behind. Be sure not to touch its front side.



Before putting the face mask on or off, clean your hands with soap and water or alcohol-based hand sanitiser.



If your face mask is disposable, dispose of it in a safe way.



DO NOT TOUCH your face or mask while in use.



If your mask is reusable, wash it as soon as possible after each use with a common detergent at 60°C.

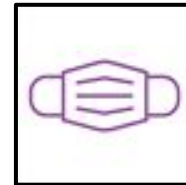


How to safely put on and take off a face mask

Stand behind your chair



**Put on your face covering.
Keep your mask on until you arrive at your next lesson.**



**Leave the classroom when dismissed - one at a time
maintaining 1m+ social distancing**



Sanitise your hand as you leave the classroom

